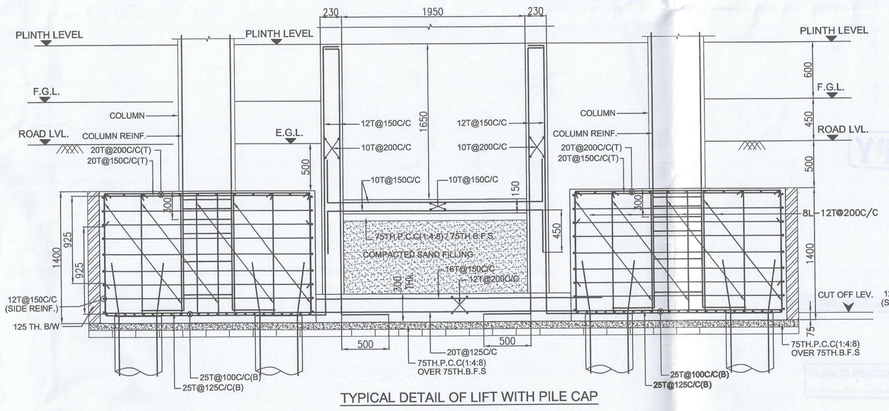

TYPICAL DETAIL OF LIFT WITH PILE CAP

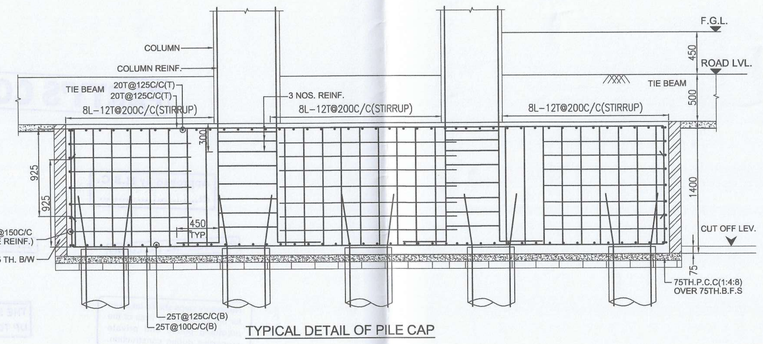

TYPICAL DETAIL OF PILE CAP

COLUMN SCHEDULE.

Roof / Above Roof to 9th. Floor	9th. Floor to 7th. Floor	7th. Floor to 5th. Floor	5th. Floor to 3rd. Floor	3rd. Floor to 1st. Floor	1st. Floor to Foundation	LEVEL / COL. MKD.
8-16T+8-12T	8-16T+8-12T	16-16T	8-16T+8-12T	16-16T	8-16T+8-12T	C5,C8,C73,C76.
8-16T+8-12T	8-16T+8-12T	16-16T	8-16T+8-12T	16-16T	8-16T+8-12T	C6,C7,C74,C75.
16-16T	16-16T	8-20T+8-16T	8-25T+8-16T	8-20T+8-16T	8-32T+8-25T	C29,C30,C31,C32,C49,C50,C51,C52.
8-16T+8-12T	8-16T+8-12T	16-16T	8-20T+8-16T	8-25T+8-16T	16-25T	C18,C19,C62,C63.
16-16T	8-16T+8-12T	16-16T	8-25T+8-16T	8-25T+8-16T	16-25T	C21,C22,C23,C24,C33,C38,C43,C48,C57,C58,C59,C60
8-16T+8-12T	8-16T+8-12T	16-16T	16-16T	8-20T+8-16T	8-20T+8-16T	C1,C12,C27,C28,C53,C54,C69,C80.
8-16T+8-12T	8-16T+8-12T	16-16T	8-20T+8-16T	16-20T	16-20T	C17,C20,C25,C26,C55,C56.C61,C64.
8-16T+8-12T	4-20T+12-16T	16-20T	16-20T	8-25T+8-20T	4-25T+12-20T	C4,C9,C14,C15,C66,C67,C72,C77.
8-16T+8-12T	8-16T+8-12T	16-16T	8-25T+8-20T	12-25T+4-20T	8-25T+8-20T	C2,C11,C13,C16,C35,C36,C40,C41,C45,C46,C65,C68,C70,C79.
8-16T+8-12T	8-16T+8-12T	16-16T	8-20T+8-16T	16-25T	4-32T+12-25T	C3,C10,C39,C42,C71,C78.
8-16T+8-12T	4-20T+12-16T	16-16T	8-25T+8-20T	16-25T	8-32T+8-25T	C34,C37,C44,C47.

LINKS AS SPECIFIED

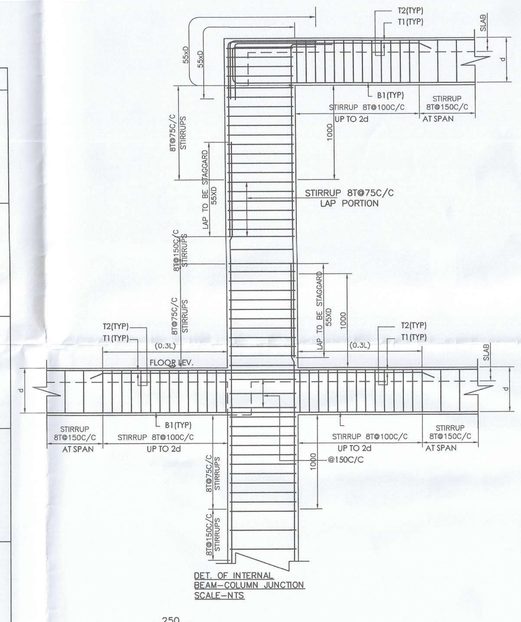

DET. OF INTERNAL BEAM-COLUMN JUNCTION
SCALE-NTS

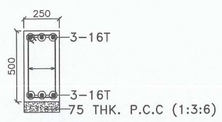

STIRRUP 8T@150C/C

RC. DETAIL OF TB-1 (250x500) AT SUPPORT

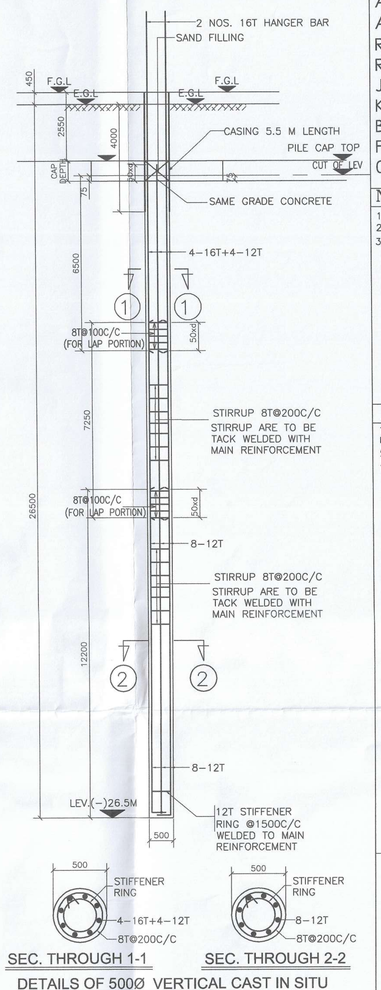

SEC. THROUGH 1-1 SEC. THROUGH 2-2

DETAILS OF 500Ø VERTICAL CAST IN SITU BORED PILE (P1) CAPACITY-90T
SLUMP (150-180)CONC.GRADE M25 ,WITH MIN. CEMENT CONTENT 400 Kg/m³

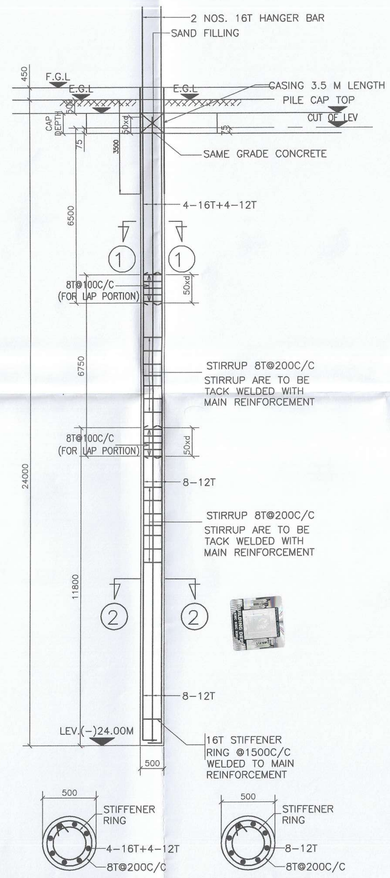

SEC. THROUGH 1-1 SEC. THROUGH 2-2

DETAILS OF 500Ø VERTICAL CAST IN SITU BORED PILE (P) CAPACITY-90T
SLUMP (150-180)CONC.GRADE M25 ,WITH MIN. CEMENT CONTENT 400 Kg/m³

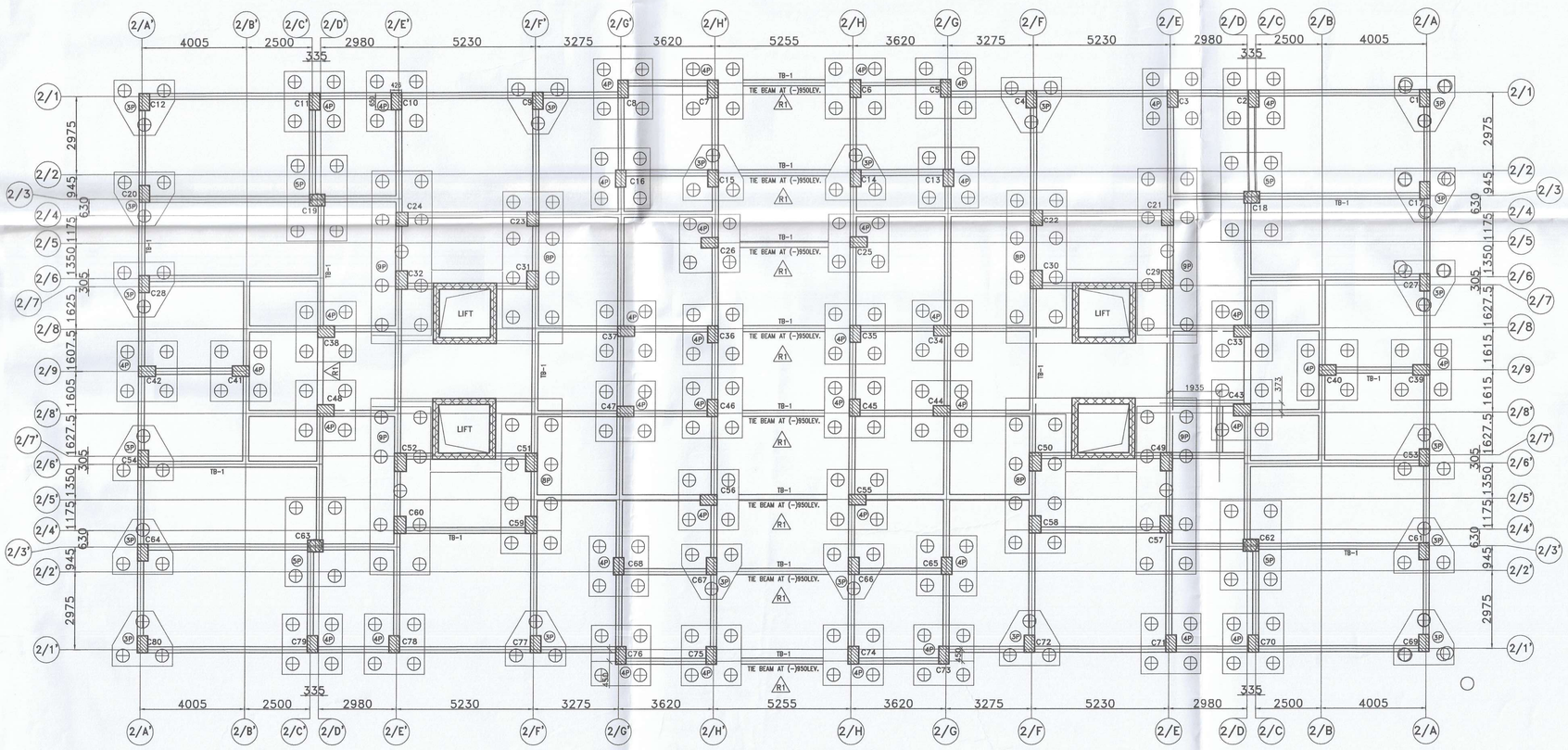

TIE BEAM LAYOUT (BLOCK-2)
ALL TIE BEAM TOP OF LEVEL AT ROAD LEVEL EXCEPT NOTED

PROJECT

PLAN PROPOSAL U/S 394 OF THE KMC ACT 1980 FOR ADDITIONAL TWO FLOORS OVER & ABOVE THE SANCTIONED G+X STORIED RESIDENTIAL BUILDING AT PRE.NO. 126, RAMAKRISHNA SARANI,MOUZA -BEHALA, J.L.NO-2, R.S. DAG.NO. 7373,7374, KHATIAN NO.- 267, WARD NO.- 130 , BOROUGH - XIV. INCLUDING ALTERATION FROM B.P.NO.2021140001 DATED 01.04.2021.

NOTES

1. ALL DIMENSIONS ARE IN MM EXCEPT NOTED
2. GRADE OF CONCRETE M35, ABOVE 4TH FLOOR M30
3. GRADE OF STEEL Fe500 D

ARCHITECTS' CERTIFICATE

THE PLOT HAS BEEN INSPECTED BY ME AND ON THAT BASIS I DO CERTIFY WITH FULL RESPONSIBILITY THAT THE PROPOSED BUILDING PLAN HAS BEEN DRAWN AS PER PROVISION OF K.M.C. BUILDING RULE 2009 AS AMENDED FROM TIME TO TIME.THE PLOT IS DEMARCATED BY BOUNDARY WALL ON ALL FOUR SIDES. THE SITE PLAN AND LOCATION PLAN CONFORMS THE SITE.

DEBATOSH SAHU
Architect-Urban Designer
M. ARCH. FIIA, FIUDI, AIID.
Regn. No. CA/89/12368

DEBATOSH SAHU
Regn. No. CA/89/12368
35A, Dr. Sarat Banerjee Road. Kolkata-700 029
SIG. OF ARCHITECT & SEAL

STRUCTURAL ENGINEERS' CERTIFICATE

THE STRUCTURAL DESIGN AND DRAWINGS OF BOTH FOUNDATION & SUPERSTRUCTURE OF THE BUILDING HAS BEEN MADE BY ME CONSIDERING ALL POSSIBLE LOADS INCLUDINGTHE SESMIC LOAD AS PER THE NATIONAL BUILDING CODE OF INDIA AND CERTIFIED THAT IT IS SAFE AND STABLE IN ALL RESPECTS.

MS. MITA SAHA
M.I.E., M.E. (Struct), C.E.
Structural Reviewer-92/23 (KMC)
MITA SAHA
E.&R. - 18039 K. M. C.
SIGNATURE OF STRUCTURAL REVIEWER

BIBEK BIKASH MULLICK
E.S.E. - I/75
KOLKATA MUNICIPAL CORPORATION
BIBEK BIKASH MULLICK
B.E. (CIVIL) M.E. (STRUCTURE)
EE-VII (E.M.D.)
SIGNATURE OF STRUCTURAL ENGINEER

UNDERSIGNED HAS INSPECTED THE SITE AND CARRIED OUT SOIL INVESTIGATION THEREON. IT IS CERTIFIED THAT THE EXISTING SOIL OF THE SITE IS ABLE TO CARRY THE LOAD COMING FROM PROPOSED CONSTRUCTION AND THE FOUNDATION SYSTEM PROPOSED HEREIN IS SAFE AND STABLE IN ALL RESPECT FROM GEO-TECHNICAL POINT OF VIEW.

ALOK ROY
Empanelled Geotechnical Engineer
Kolkata Municipal Corporation
Class-I, No.- G.T/I/11
8A, Milan Park
Kolkata-700 084
ALOK ROY
GTE No.I/11
SIG. OF GEO-TECNICAL ENGINEER

TOP PROJECTS PVT. LTD.
Director
SIGNATURE OF OWNER & SEAL

REV. MKD.	DESCRIPTION	DATE

ARCHITECT R1	ESPACE — 35-A, DR. SARAT BANERJEE ROAD, KOLKATA-700029. TeleFax : 91-33-2465-4130 / 4159 e-mail : espace@vsnl.net WEBSITE : www.espaceindia.com
PROJECT	PROPOSED RESIDENTIAL BUILDING AT PRE.NO.- 126, RAMAKRISHNA SARANI
TITLE	FOUNDATION LAYOUT & DETAIL, DETAIL OF PILE CAP & TIE BEAM (BLOCK-2)
STRUCTURAL CONSULTANT	P.M.CONSULTANT — STRUCTURAL ENGINEERING CONSULTANT — 3A, SIDDHESWARI ROAD, KOLKATA - 700029. PHONE- 033-40061123 WEB: https://pmcstructure.wixsite.com/pmcon Email: pmcstructure@gmail.com, bibekbm@rediffmail.com

DRAWN BY	S.P.	DESIGNED BY	BBM
SCALE	1:100	DATE	08.07.2025

DRAWING NO. PMC/ESPACE/126, RAMAKRISHNA SARANI/B2/ST/SAN-01

THIS DRAWING IS THE SOLE PROPERTY OF PM CONSULTANT, AND NOT TO BE COPIED OR REPRODUCED WITHOUT THEIR PERMISSION.